


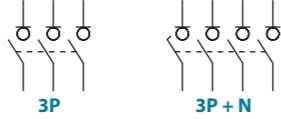
S5 AC Switch - disconnecter base mounting 3P - 3P+N

Size 4

A 1000|1250|1600|1800|2000



CODE-1000A	CODE-1250A	CODE-1600A	CODE-1800A	CODE-2000A
3P S5-10003PS0	S5-12503PS0	S5-16003PS0	S5-18003PS0	S5-20003PS0
3P+N S5-10003NS0	S5-12503NS0	S5-16003NS0	S5-18003NS0	S5-20003NS0



Technical information

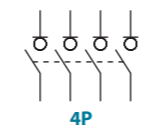


According to IEC 60947-3

			1000	1250	1600	1800	2000	
Rated thermal current in ambient at	lth	40 °C	A	1000	1250	1600	1800	2000
		50 °C	A	1000	1250	1600	1800	1800
		60 °C	A	1000	1000	1600	1600	1600
Rated insulation voltage	Ui	V	1000	1000	1000	1000	1000	
Rated impulse withstand voltage	Uimp	kV	12	12	12	12	12	
AC rated operational current ^(*)	Ie	Ue 400V AC21A	A	1000	1250	1600	1800	2000
		Ue 400V AC22A	A	1000	1250	1600	1800	2000
		Ue 400V AC23B	A	-	-	1600	1600	1600
(Rated operational frequency 50/60 Hz)	Ue 800V AC21B	A	-	-	-	1600	-	
		A	-	-	-	-	-	
Rated breaking capacity	400V AC22	A	3000	3750	4800	5400	6000	
Rated making capacity	400V AC22	A	3000	3750	4800	5400	6000	

^(*) Other voltages and / or utilization categories. Please consult
^(**) Without limiting protective device (short-circuit maintained 50... 100 ms.)

			1000	1250	1600	1800	2000
Short - circuit behaviour							
Rated short-circuit making capacity ^(**)	Icm kA (peak)	60	60	75	75	75	75
Rated short-time withstand current (1sec.)	Icw kA rms	25	25	50	50	50	50
Mechanical features							
Number of mechanical operations (according to the standards, for other values please consult)	Cycles	3000	3000	3000	3000	3000	3000
Maximum weight 3P	Kg	18,5	18,5	18,5	18,5	18,5	18,5
Maximum weight 3P+N	Kg	20,8	20,8	20,8	20,8	20,8	20,8



Also available 4P switch - disconnecters under request, please consult

Accessories



Direct handle
CODE DS-LI41



External handle included shaft ^(e1)
IP65
CODE DS-LA41



External handle without shaft
IP65
CODE DS-LA43



Emergency external handle included shaft ^(e1)
IP65
CODE DS-LR41



Terminal shrouds
CODE DS-CU41
(1 kit for input or output)



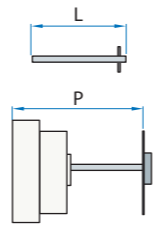
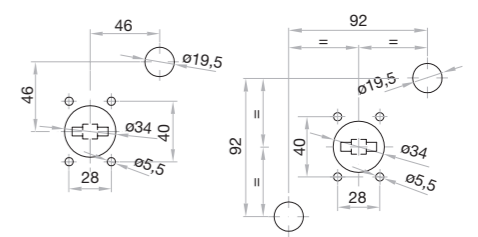
Auxiliary contacts
1NO+1NC CODE D5LAU01
2NO+2NC CODE D5LAU02
Ie = 16 A (resistive loads)
4 A (inductive loads) at 250 Vac.



Safety key lock device
Simple CODE DS-CB41
Double CODE DS-CF41

For external handle, lock the handle by means of a key in position "OFF" (under request, in "ON"), the key can only be removed with the handle locked

Door drilling for handle and key lock device
Simple Double



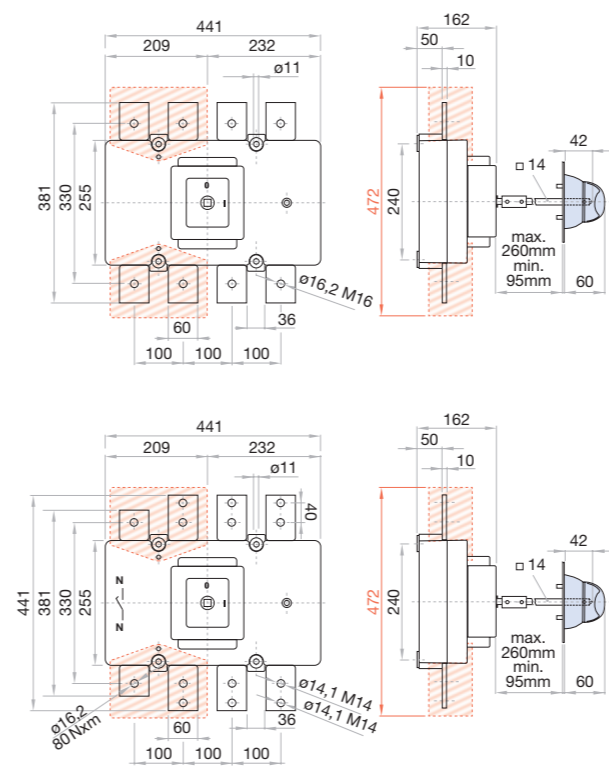
Shafts

Standard shaft included ^(e1)
L (mm) | P (mm)
239 | 235... 400

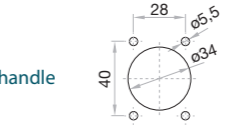
Shaft extensions
Type 1
L (mm) | P (mm) | CODE
485 | 235... 686 | DS-EP44

Type 2
L (mm) | P (mm) | CODE
635 | 235... 836 | DS-EP45

Dimensions (mm)



Door drilling for external handle



	H max (Cu)	L max (Cu)	M
1000 A	2x10	80	M16
1250 A	2x10	80	M16

	H max (Cu)	L max (Cu)	M
1600 A	2x10	80	M14
1800 A	2x10	80	M14
2000 A	2x10	80	M14

